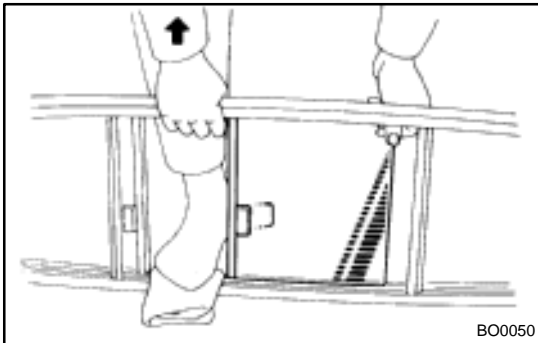


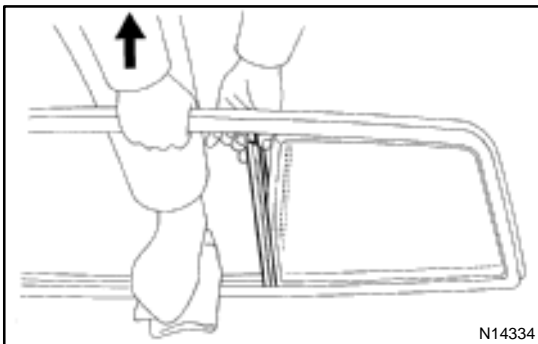
## DISASSEMBLY

1. REMOVE STOPPER
2. REMOVE FIX FRAMES



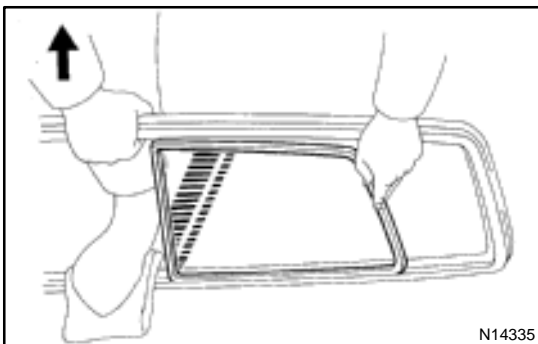
### 3. REMOVE SLIDE GLASS

Pull apart the channels and remove the 2 slide glass at the center area of the glass channel.



### 4. REMOVE NON-SLIDE GLASS

- (a) Pull apart the channels and remove the fix frame, as shown in the illustration.



- (b) Pull apart the channels and remove the non-slide glass, as shown in the illustration.

#### HINT:

Apply soapy water to the contact surface of the weatherstrip and glass channel flange.

- (c) Employ the same manner described above to the other side.